






-  Horse Campground
-  Primitive Campground
-  Parking
-  Trailhead
-  Viewpoint

SINKYONE WILDERNESS STATE PARK



Note: Most roads into the park are seasonal. Due to rough driving conditions, large trailers and RVs are not recommended at any time.

APPROX
TWO ARCHES
SKULL ROCK 11
EE FROM Rd.



This park receives support in part through a nonprofit group. For more information, contact:
Richardson Grove Interpretive Association
1600 US Highway 101, #7
Garberville, CA 95542
(707) 247-3378